
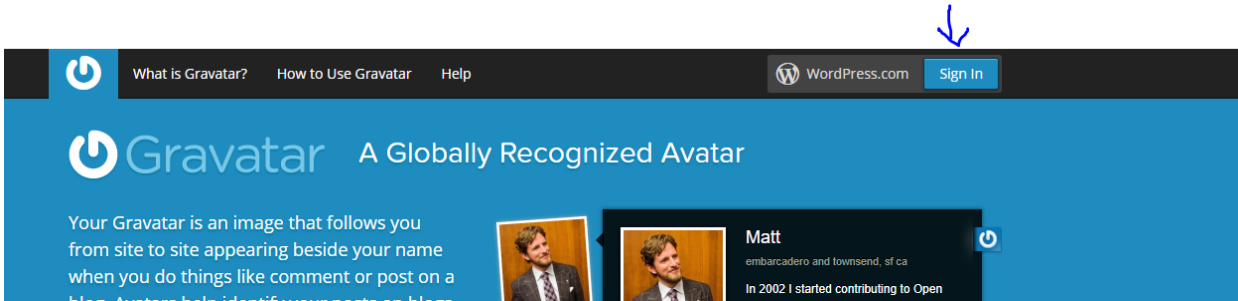


Base – no image

Howdy, Columbines Admin 

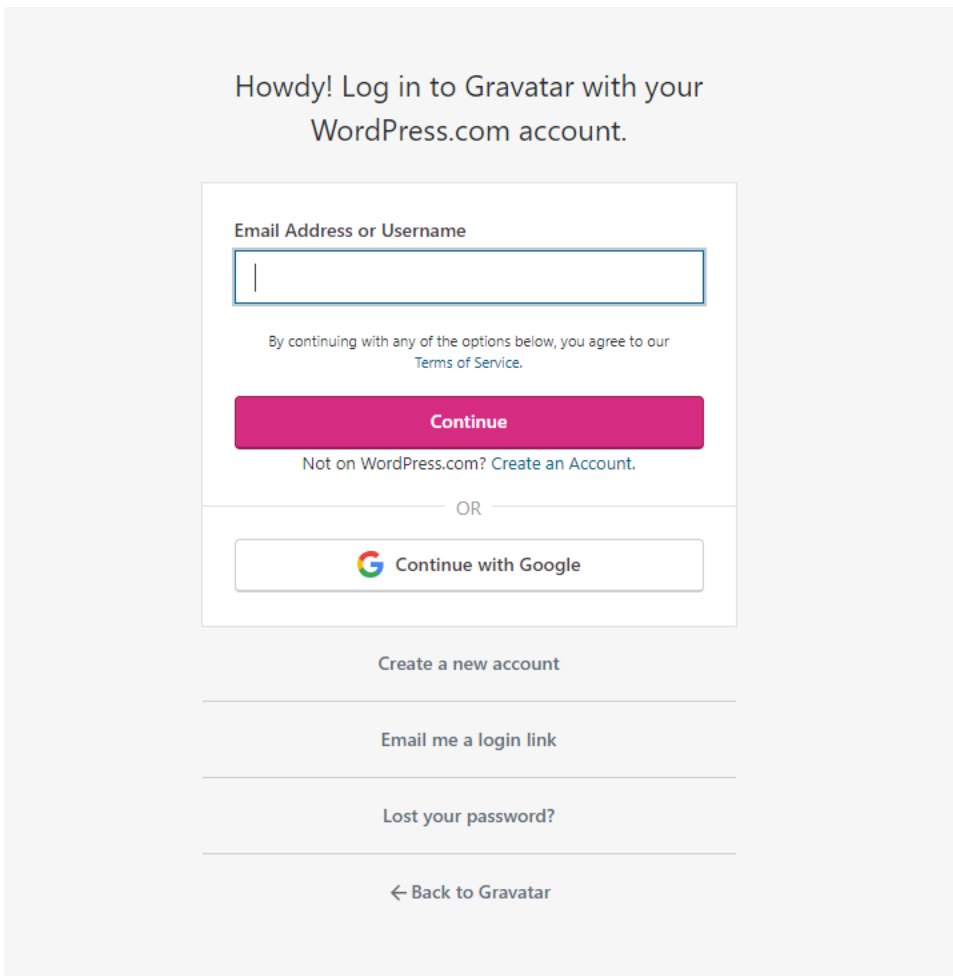
Screen Options ▾ Help ▾

Sign in to Gravatar



A blue banner for Gravatar with a dark top bar. The top bar contains the Gravatar logo, navigation links 'What is Gravatar?', 'How to Use Gravatar', and 'Help', a 'WordPress.com' link, and a 'Sign In' button. A blue arrow points to the 'Sign In' button. Below the top bar, the Gravatar logo and text 'A Globally Recognized Avatar' are on the left. On the right, there are two profile cards for 'Matt' with a Gravatar icon. The first card shows a profile picture and the name 'Matt'. The second card shows the email 'embarcadero and lowmsend, sf.ca' and the bio 'In 2002 I started contributing to Open'.

Use your wordpress/columbines email



Howdy! Log in to Gravatar with your WordPress.com account.


Email Address or Username

By continuing with any of the options below, you agree to our [Terms of Service](#).

[Continue](#)

Not on WordPress.com? [Create an Account](#).

OR

 [Continue with Google](#)

[Create a new account](#)

[Email me a login link](#)

[Lost your password?](#)

[← Back to Gravatar](#)

Check your email!



We just emailed you a link. Please check your inbox and click the link to log in.

[← Back](#)

What the email will say



Hello! Here's the link you requested from WordPress.com.

[Log in to WordPress.com](#)

For extra security, the link can only be used one time and expires in one hour.

Now click to finish



Continue to WordPress.com

Logging in as columbinesrunning@gmail.com

[Finish Login](#)

This is to approve that you're using this for the logged in account.

Howdy! Would you like to log in to Gravatar using your WordPress.com account?

This will allow Gravatar to:

- **View** user information data such as username, name, email, blog, and Gravatar.

Deny

Approve

Logged in as: columbinesrunning

[Log in with a different account](#)




[Learn more about Gravatar](#)

Time to add images! Click add a new image

My Gravatars My Profile Help columbinesrunning@gmail.com

Manage Gravatars

1. Pick email to modify

 columbinesrunning@gmail.com
Primary address (cannot delete)

Add email address

Whoops, looks like you don't have any images yet! [Add one by clicking here!](#)

If you don't assign a Gravatar to your email address, a custom one will be dynamically generated for you based on the settings of the website it appears on.


To use your own custom image, click the link above and then upload one, provide a link to something online or take a picture using your webcam.


[Add a new image](#)


Upload a new image or even use your web cam to take a new one!


My Gravatars My Profile Help columbinesrunning@gmail.com

Upload image

 Upload new

 From URL

 Past uploads

 From webcam

Blog Developer Resources Technical Support AN AUTOMATIC TEAM

Using the upload option – you'll select the location of your new image.

My Avatars My Profile Help columbinesrunning@gmail.com

Upload new image


We will automatically resize large images, but please note that there is a 1MB file size limit.
You will have a chance to crop this image in the next step.

Choose File No file chosen

Next Cancel

Crop the image and check out the snippets

Crop your photo using the dotted box below



← ○ →
Cropper Box Control
Crop Image
[Click here for help](#)

Small Preview

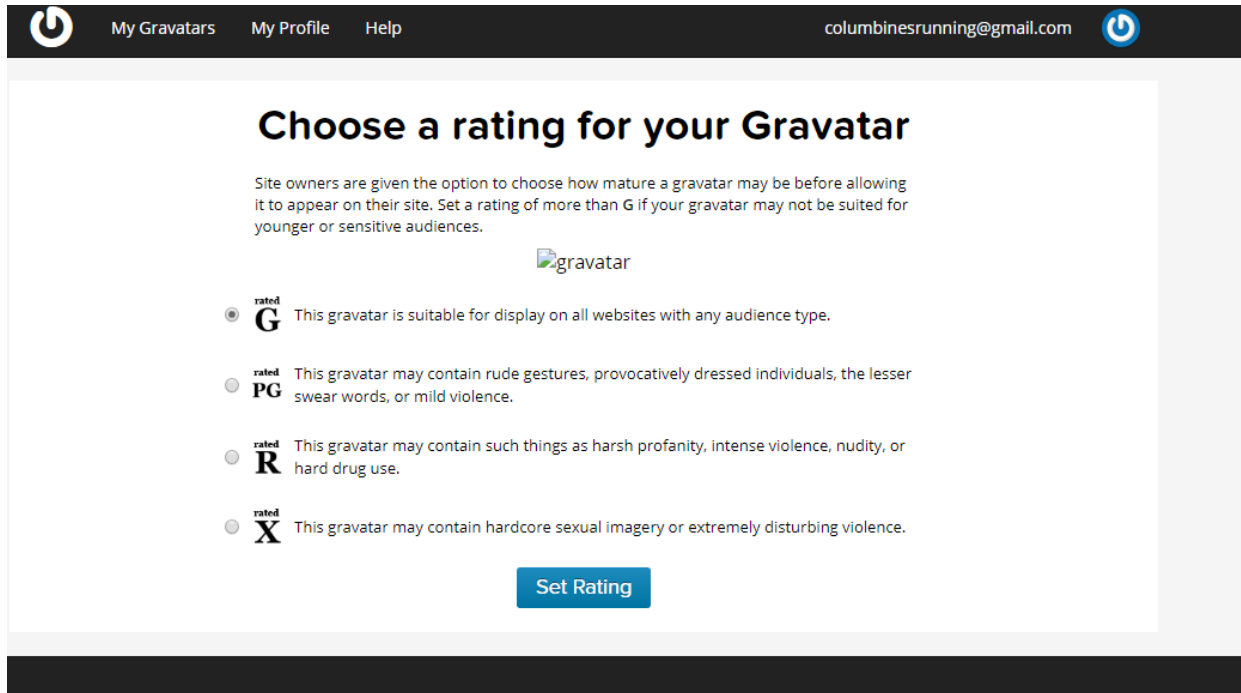


Large Preview



The previews above show what your new gravatar will look like after clicking Crop and Finish

Most likely you've chosen a G rated image – but if not, select the proper type



The screenshot shows a web interface for selecting a Gravatar rating. At the top, there is a dark navigation bar with a power icon, the text "My Gravatars", "My Profile", and "Help", the email address "columbinesrunning@gmail.com", and another power icon. The main content area has a white background with the heading "Choose a rating for your Gravatar". Below the heading is a paragraph explaining that site owners can choose how mature a gravatar may be. A small "gravatar" logo is centered below the text. There are four radio button options, each with a rating icon and a description: "G" (suitable for all), "PG" (rude gestures, profanity, mild violence), "R" (harsh profanity, intense violence, nudity, hard drug use), and "X" (hardcore sexual imagery, disturbing violence). A blue "Set Rating" button is at the bottom.

My Gravatars My Profile Help columbinesrunning@gmail.com

Choose a rating for your Gravatar

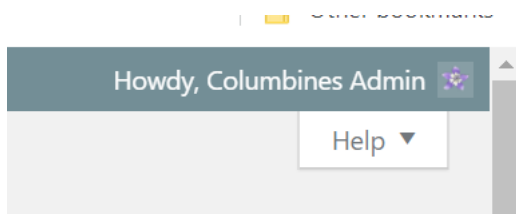
Site owners are given the option to choose how mature a gravatar may be before allowing it to appear on their site. Set a rating of more than G if your gravatar may not be suited for younger or sensitive audiences.

gravatar

- G** This gravatar is suitable for display on all websites with any audience type.
- PG** This gravatar may contain rude gestures, provocatively dressed individuals, the lesser swear words, or mild violence.
- R** This gravatar may contain such things as harsh profanity, intense violence, nudity, or hard drug use.
- X** This gravatar may contain hardcore sexual imagery or extremely disturbing violence.

Set Rating

Now log in (or log out and back in again) and your image will be there!



The screenshot shows a user profile dropdown menu. The top bar is dark teal and contains the text "Howdy, Columbines Admin" followed by a power icon and an upward-pointing arrow. Below this is a light gray dropdown menu with the text "Help" and a downward-pointing arrow.

Howdy, Columbines Admin

Help